

# Echo360 Analytics

1. Log into your **Echo360 Account**:

echo360.org/

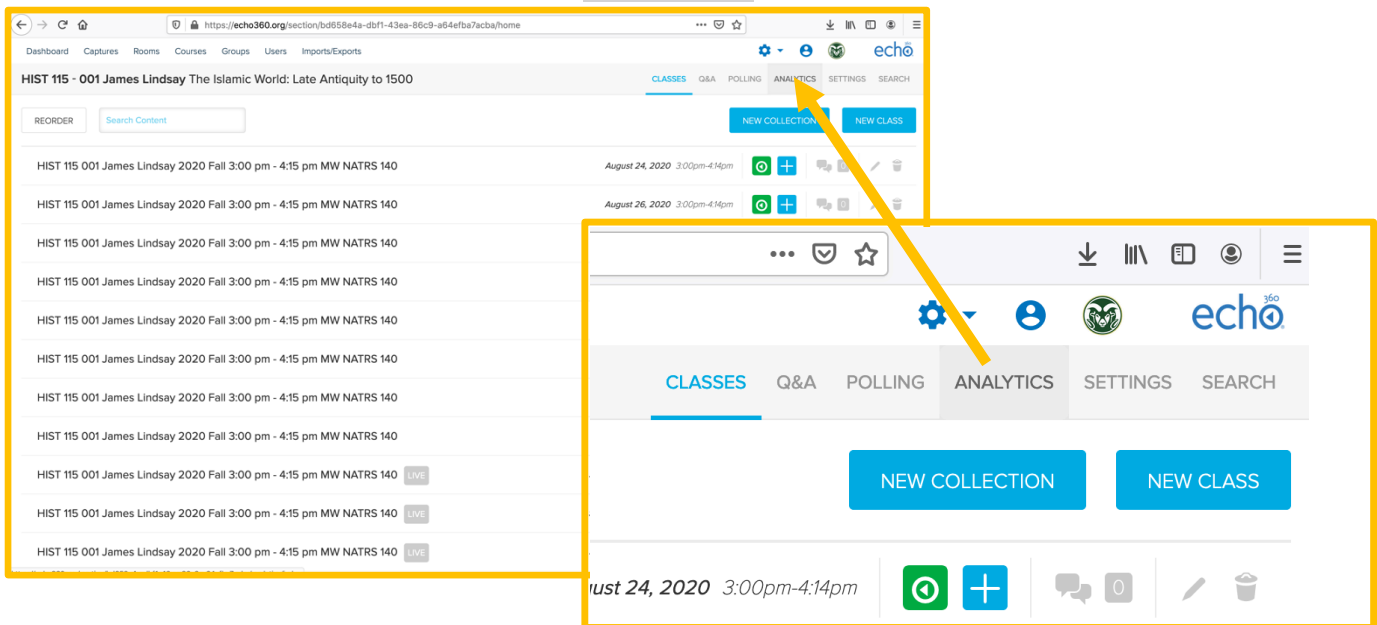
a. <https://echo360.org> — Visit

Enter email

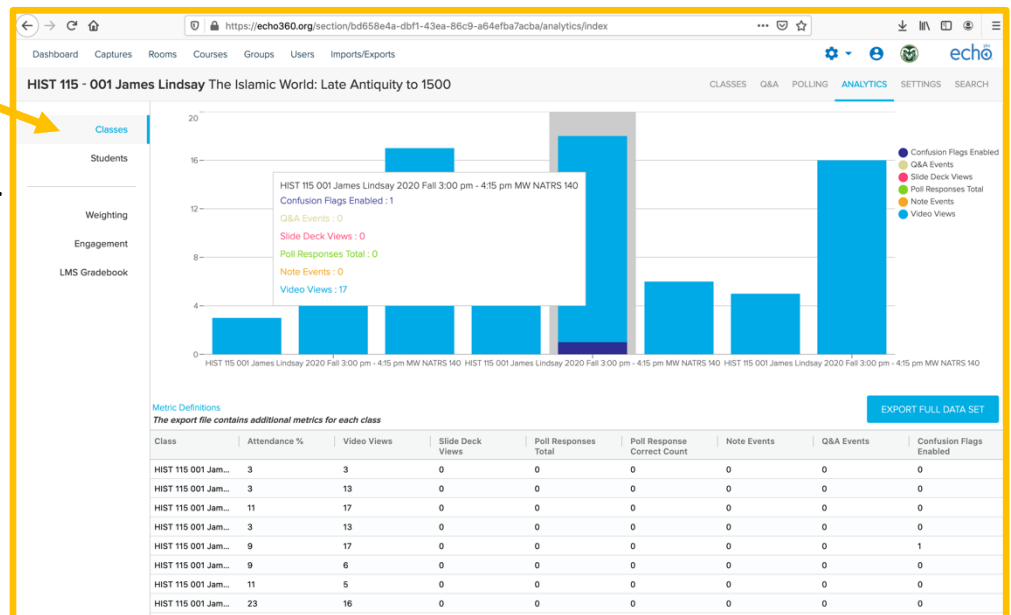
b. [Firstname.Lastname@colostate.edu](mailto:Firstname.Lastname@colostate.edu)

Email  
marianne.bauer@colostate.edu  
marianne.bauer@colostate.edu  
Marianne.bauer@colostate.edu

2. From your main course page, tap the **ANALYTICS** button at the top right corner.



3. The first tab is **Classes**, showing average video views and other analytics.



4. The **Students** tab shows individual student activity and video views.

The export file contains additional metrics for each class

Student Name	Weighted Engagement %	Attendance %	Video View %	Video Views	Slide Deck Views	Polling Participation %	Polling Correct %	Note Events	Q&A Events	Confusion Flags Enabled
A...	4	13	12	1	0	0	0	0	0	0
A...	0	0	0	0	0	0	0	0	0	0
A...	2	0	13	3	0	0	0	0	0	0
A...	2	0	13	1	0	0	0	0	0	1
A...	4	13	9	2	0	0	0	0	0	0
B...	0	0	2	1	0	0	0	0	0	0
B...	3	13	8	1	0	0	0	0	0	0
B...	6	13	26	4	0	0	0	0	0	0
C...	2	13	2	6	0	0	0	0	0	0
E...	2	0	14	3	0	0	0	0	0	0
E...	4	13	12	1	0	0	0	0	0	0
G...	0	0	0	0	0	0	0	0	0	0
H...	0	0	2	11	0	0	0	0	0	0
H...	4	13	12	2	0	0	0	0	0	0
H...	0	0	2	3	0	0	0	0	0	0
L...	12	38	36	4	0	0	0	0	0	0
L...	10	25	37	4	0	0	0	0	0	0
L...	14	38	48	1	0	0	0	0	0	0
L...	0	0	0	0	0	0	0	0	0	0
L...	0	0	1	1	0	0	0	0	0	0

5. The **Weighting** tab lets you prioritize the engagement activities you use.

Engagement score metric weightings

Attendance	16.67%
Video Views	16.67%
Presentation Views	16.67%
Q&A	16.67%
Notes	16.67%
Activities	16.67%

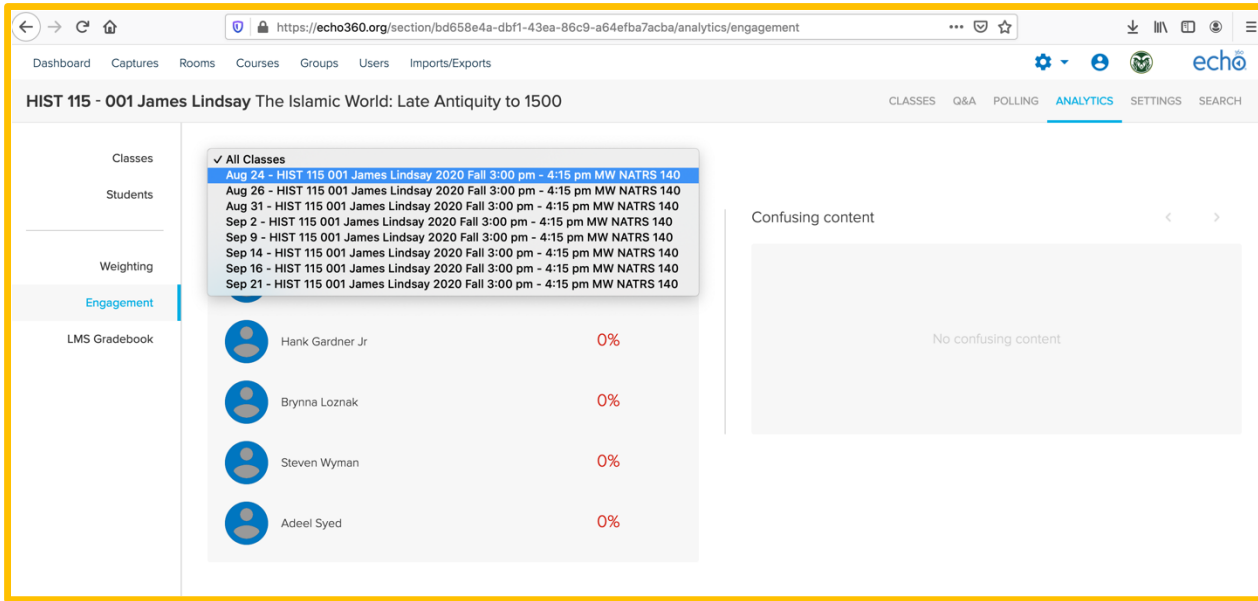
Presets: IN CLASS LEARNING, REMOTE LEARNING, PERSONAL AND PEER LEARNING

Engagement score metric weightings

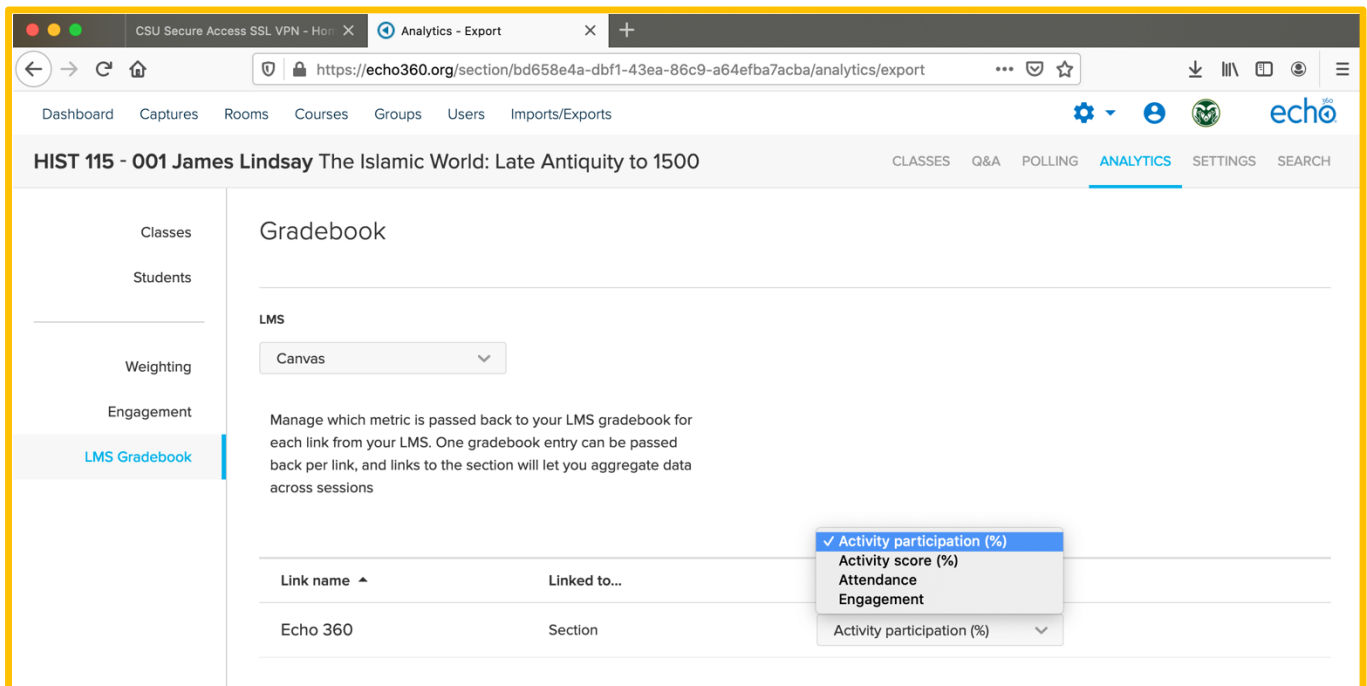
Attendance	0%
Video Views	25.64%
Presentation Views	25.64%
Q&A	17.95%
Notes	5.13%
Activities	25.64%

Presets: IN CLASS LEARNING, REMOTE LEARNING, PERSONAL AND PEER LEARNING

6. The **Engagement** tab shows who is least engage and any confusing content as indicated by confusion flags. Pick a class (or video, or presentation) and view the results.



7. The **LMS Gradebook** tab lets you link to a Canvas course gradebook and export a grade based on your selection.



See the Echo Help Website for full Matrix descriptions at: <https://learn.echo360.com/hc/en-us/articles/360035037312-Definitions-of-Analytics-Data-Metrics->